

HONG'S BELT®

Smart Conveyor System Solutions

Conveying, Moves the World Forward



Certification



ISO9001:2008



FDA




Patented product



CE



国家级高新技术企业



HONG'S BELT®

Smart Conveyor System Solutions



A Letter to Partners



Dear friends:




HONGSBELT with seventeen glorious years of development since its foundation in 2000, has shifted its business from simply selling traditional conveyor belts to providing solutions of researching, producing and selling smart modular conveyor belts. We are committed to provide services for our customers with unchanging sincerity and devotion.



Adhering to the belief of "Innovation must be ongoing", HONGSBELT team pours huge sums into R&D, including establishment of R&D department, moulding department and injection workshop, etc. We focus on developing smart modular plastic conveyor belt. In the meantime, we conducted a series of global marketing activities and made an excellent turnover increase of 30% per year. With over 60 globe marketing sites, HONGSBELT has realized the expectation of being based in China and facing the world.

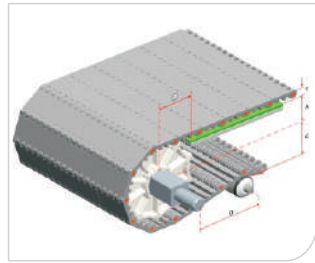
In terms of pursuing product quality, we still stand at the original starting point-technology orientation. HONGSBELT provides complete product system for worldwide agents as well as OEM. We know well the most important principle between long term cooperation lies in technology support.

President of HONGSBELT:

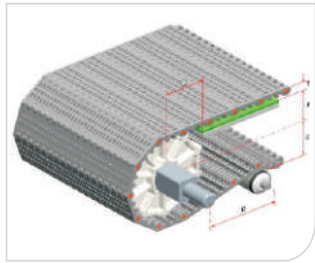




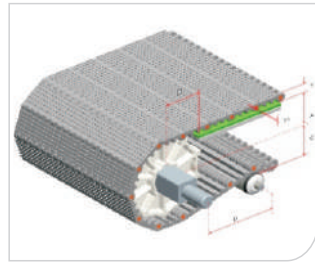




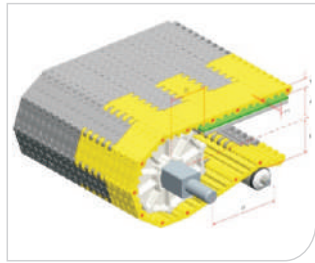
Type 型号: HS-100A
Pitch 节距: 50.8MM
Thickness 厚度: 16MM
Open area 开孔率: 0%




Type 型号: HS-100B
Pitch 节距: 50.8MM
Thickness 厚度: 16MM
Open area 开孔率: 20%




Type 型号: HS-100AN
Pitch 节距: 50.8MM
Thickness 厚度: 18.5MM
Open area 开孔率: 0%



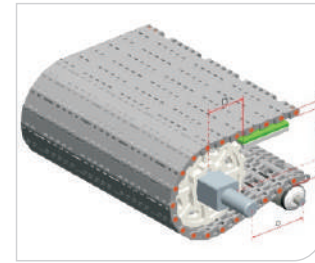
Type 型号: HS-100D
Pitch 节距: 50.8MM
Thickness 厚度: 17.3MM
Open area 开孔率: 0%



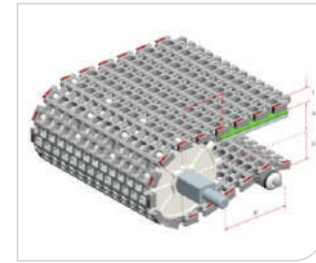
Type 型号: HS-200AN
Pitch 节距: 25.4MM
Thickness 厚度: 11.5MM
Open area 开孔率: 0%



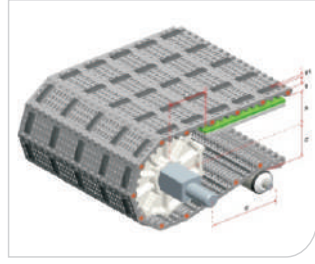
Type 型号: HS-200A-HD
Pitch 节距: 25.4MM
Thickness 厚度: 10.2MM
Open area 开孔率: 0%



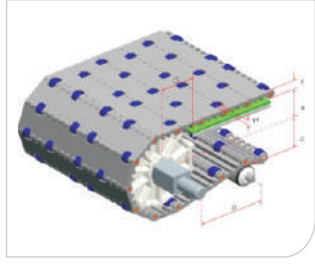
Type 型号: HS-201A
Pitch 节距: 25.4MM
Thickness 厚度: 12.5MM
Open area 开孔率: 0%



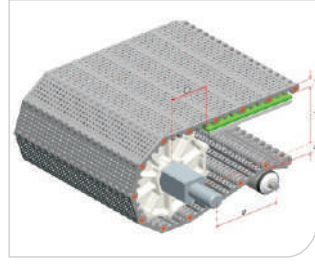
Type 型号: HS-300B
Pitch 节距: 45MM
Thickness 厚度: 15MM
Open area 开孔率: 52%




Type 型号: HS-100B-EL
Pitch 节距: 50.8MM
Thickness 厚度: 19.5MM
Open area 开孔率: 18%



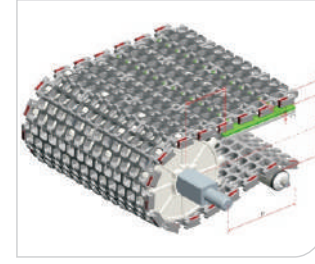
Type 型号: HS-100C
Pitch 节距: 50.8MM
Thickness 厚度: 19MM
Open area 开孔率: 0%




Type 型号: HS-101B
Pitch 节距: 50.8MM
Thickness 厚度: 16MM
Open area 开孔率: 11.5%



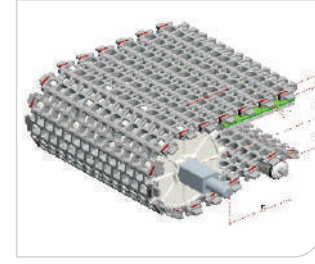
Type 型号: HS-102B
Pitch 节距: 50.8MM
Thickness 厚度: 16MM
Open area 开孔率: 20%




Type 型号: HS-300B-EL
Pitch 节距: 45MM
Thickness 厚度: 18MM
Open area 开孔率: 52%




Type 型号: HS-300C
Pitch 节距: 45MM
Thickness 厚度: 19.5MM
Open area 开孔率: 52%




Type 型号: HS-300B-PLUS
Pitch 节距: 45MM
Thickness 厚度: 15MM
Open area 开孔率: 52%



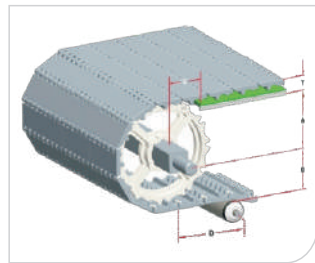
Type 型号: HS-300B-PLUS-EL
Pitch 节距: 45MM
Thickness 厚度: 18MM
Open area 开孔率: 52%



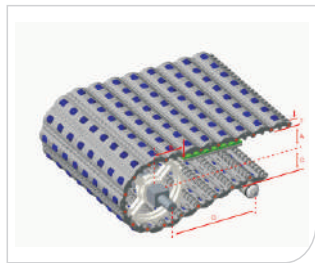
Type 型号: HS-100A-HD
Pitch 节距: 50.8MM
Thickness 厚度: 16MM
Open area 开孔率: 0%



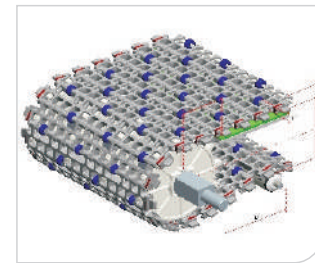
Type 型号: HS-100B-HD
Pitch 节距: 50.8MM
Thickness 厚度: 16MM
Open area 开孔率: 17.6%




Type 型号: HS-100A-HD-N
Pitch 节距: 50.8MM
Thickness 厚度: 16MM
Open area 开孔率: 0%



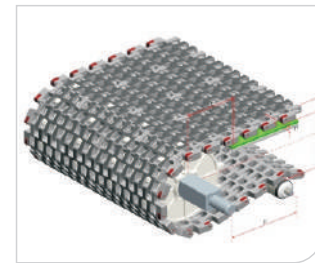
Type 型号: HS-100A-HD-N-C
Pitch 节距: 50.8MM
Thickness 厚度: 26.5MM
Open area 开孔率: 3%



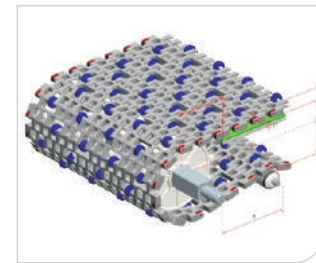
Type 型号: HS-300B-PLUS-C
Pitch 节距: 45MM
Thickness 厚度: 19.5MM
Open area 开孔率: 52%



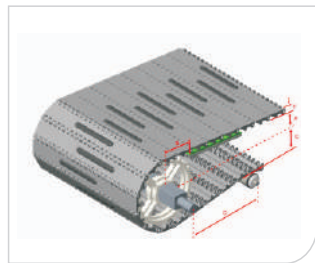
Type 型号: HS-300B-HD
Pitch 节距: 45MM
Thickness 厚度: 15MM
Open area 开孔率: 38%




Type 型号: HS-300B-HD-EL
Pitch 节距: 45MM
Thickness 厚度: 18MM
Open area 开孔率: 38%



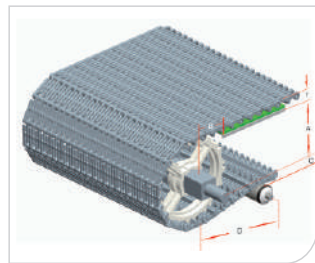
Type 型号: HS-300B-HD-C
Pitch 节距: 45MM
Thickness 厚度: 19.5MM
Open area 开孔率: 38%



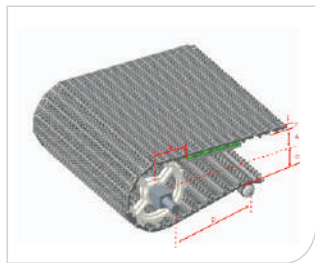
Type 型号: HS-100A-HD-N-EL
Pitch 节距: 50.8MM
Thickness 厚度: 19.5MM
Open area 开孔率: 0%



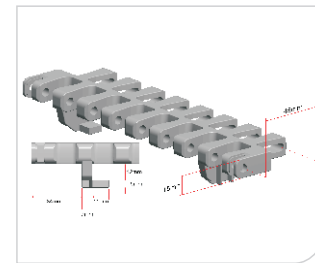
Type 型号: HS-100B-HD-N
Pitch 节距: 50.8MM
Thickness 厚度: 16MM
Open area 开孔率: 17.6%



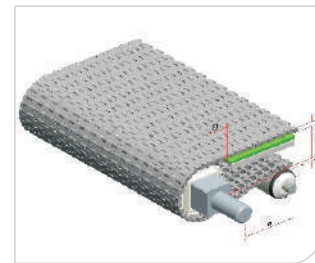
Type 型号: HS-103B-HD-N
Pitch 节距: 50.8MM
Thickness 厚度: 16MM
Open area 开孔率: 27%



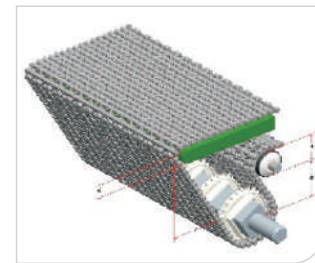
Type 型号: HS-103B-HD-AN
Pitch 节距: 50.8MM
Thickness 厚度: 19MM
Open area 开孔率: 27%



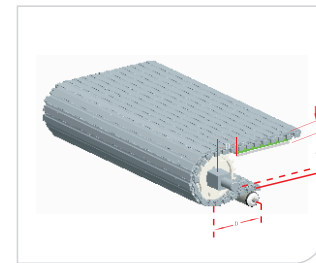
Type 型号: HS-300B-HD-GB
Pitch 节距: 45MM
Thickness 厚度: 15MM
Open area 开孔率: 38%



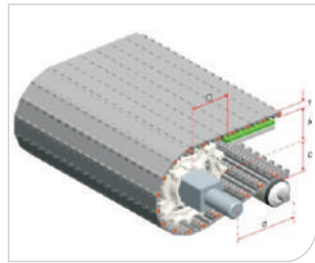
Type 型号: HS-400A
Pitch 节距: 10MM
Thickness 厚度: 7MM
Open area 开孔率: 0%



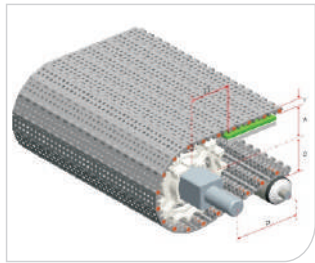
Type 型号: HS-400B
Pitch 节距: 10MM
Thickness 厚度: 7MM
Open area 开孔率: 24%



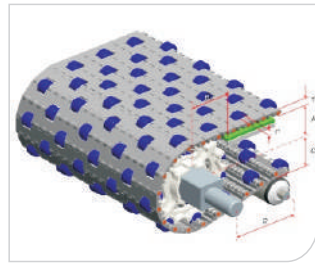
Type 型号: HS-500A-N
Pitch 节距: 25.4MM
Thickness 厚度: 16.4MM
Open area 开孔率: 0%



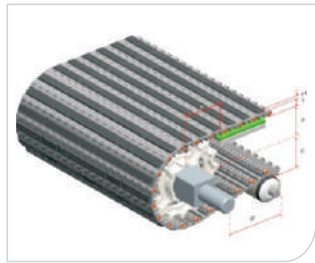
Type 型号: HS-200A
Pitch 节距: 25.4MM
Thickness 厚度: 10MM
Open area 开孔率: 0%




Type 型号: HS-200B
Pitch 节距: 25.4MM
Thickness 厚度: 10MM
Open area 开孔率: 15%



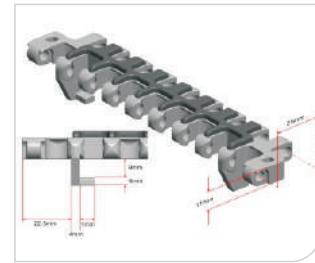
Type 型号: HS-200C
Pitch 节距: 25.4MM
Thickness 厚度: 13MM
Open area 开孔率: 0%



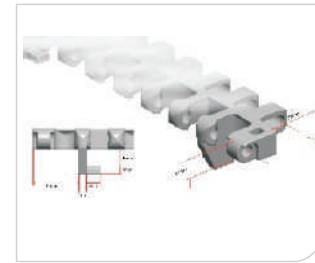
Type 型号: HS-200EL
Pitch 节距: 25.4MM
Thickness 厚度: 13MM
Open area 开孔率: 0%




Type 型号: HS-500B
Pitch 节距: 25.4MM
Thickness 厚度: 11MM
Open area 开孔率: 36%



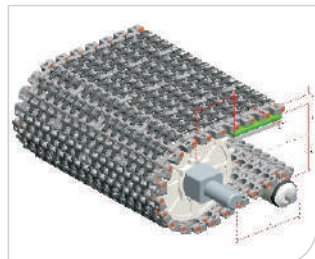
Type 型号: HS-500B-EL-GB
Pitch 节距: 25.4MM
Thickness 厚度: 15.5MM
Open area 开孔率: 36%



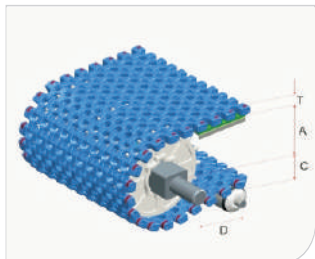
Type 型号: HS-500B-GB
Pitch 节距: 25.4MM
Thickness 厚度: 11MM
Open area 开孔率: 36%



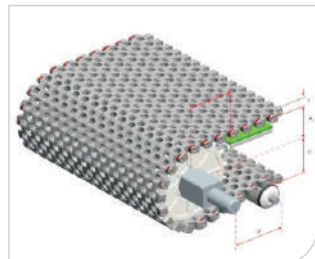
Type 型号: HS-500C
Pitch 节距: 25.4MM
Thickness 厚度: 13.5MM
Open area 开孔率: 36%



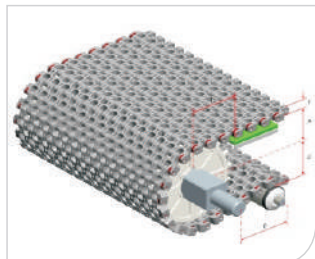
Type 型号: HS-500EL
Pitch 节距: 25.4MM
Thickness 厚度: 15.5MM
Open area 开孔率: 36%



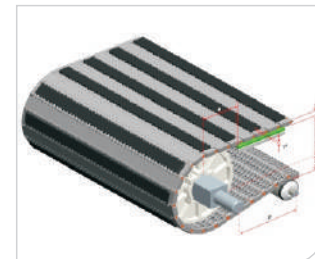
Type 型号: HS-500B-HD
Pitch 节距: 25.4MM
Thickness 厚度: 12.7MM
Open area 开孔率: 36%



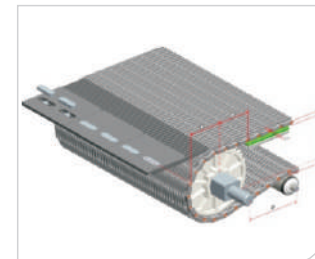
Type 型号: HS-501A
Pitch 节距: 25.4MM
Thickness 厚度: 13MM
Open area 开孔率: 35%




Type 型号: HS-501B
Pitch 节距: 25.4MM
Thickness 厚度: 13MM
Open area 开孔率: 40%



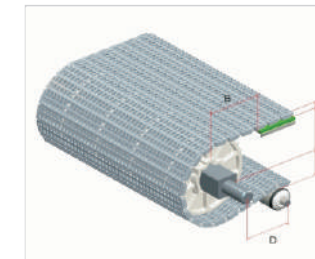
Type 型号: HS-700EL
Pitch 节距: 27.2MM
Thickness 厚度: 12.2MM
Open area 开孔率: 0%



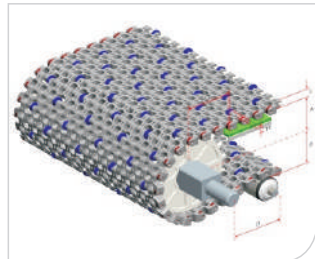
Type 型号: HS-701B
Pitch 节距: 27.2MM
Thickness 厚度: 14.3MM
Open area 开孔率: 38%



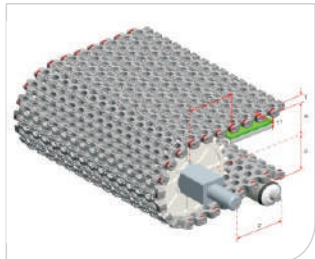
Type 型号: HS-700A-N
Pitch 节距: 27.2MM
Thickness 厚度: 9.8MM
Open area 开孔率: 0%



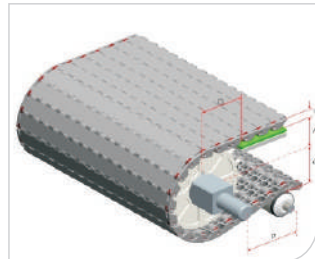
Type 型号: HS-700B-N
Pitch 节距: 27.2MM
Thickness 厚度: 8.7MM
Open area 开孔率: 38%



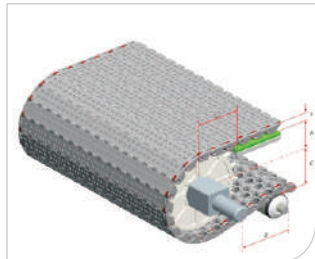
Type 型号: HS-501C
Pitch 节距: 25.4MM
Thickness 厚度: 14.5MM
Open area 开孔率: 40%



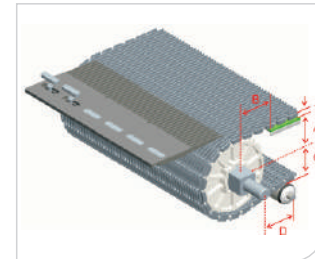
Type 型号: HS-501D
Pitch 节距: 25.4MM
Thickness 厚度: 15.5MM
Open area 开孔率: 35%



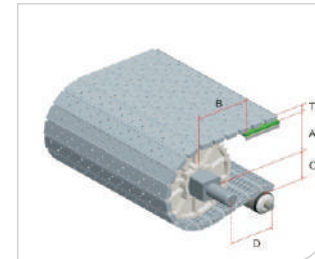
Type 型号: HS-502A
Pitch 节距: 25MM
Thickness 厚度: 13MM
Open area 开孔率: 0%



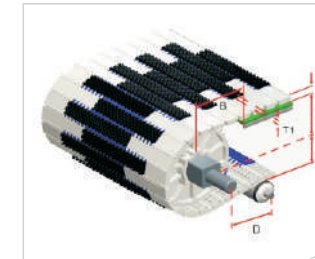
Type 型号: HS-502B
Pitch 节距: 25MM
Thickness 厚度: 13MM
Open area 开孔率: 16%



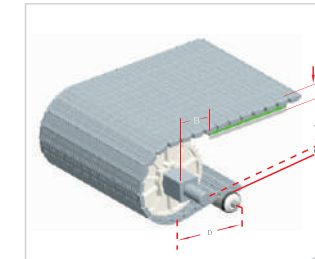
Type 型号: HS-700D-N
Pitch 节距: 27.2MM
Thickness 厚度: 14.3MM
Open area 开孔率: 38%



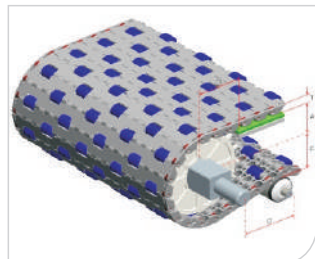
Type 型号: HS-700AB-N
Pitch 节距: 27.2MM
Thickness 厚度: 9.8MM
Open area 开孔率: 4%



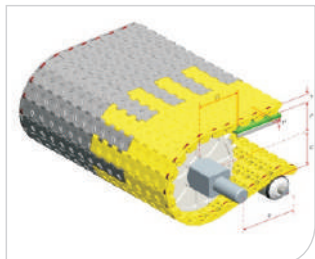
Type 型号: HS-700EL-N
Pitch 节距: 27.2MM
Thickness 厚度: 14.8MM
Open area 开孔率: 0%



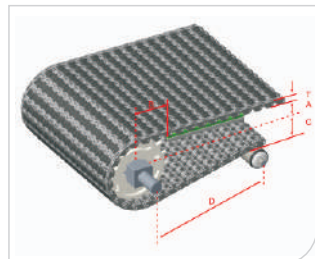
Type 型号: HS-702B-N
Pitch 节距: 27.2MM
Thickness 厚度: 9.8MM
Open area 开孔率: 24%



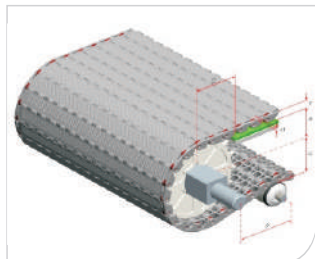
Type 型号: HS-502C
Pitch 节距: 25MM
Thickness 厚度: 14.5MM
Open area 开孔率: 0%



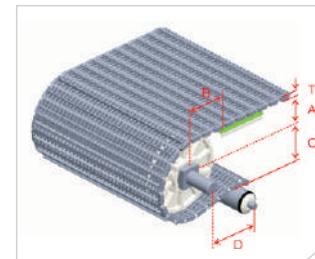
Type 型号: HS-502D
Pitch 节距: 25MM
Thickness 厚度: 14.5MM
Open area 开孔率: 0%




Type 型号: HS-502EL
Pitch 节距: 25MM
Thickness 厚度: 15.5MM
Open area 开孔率: 0%



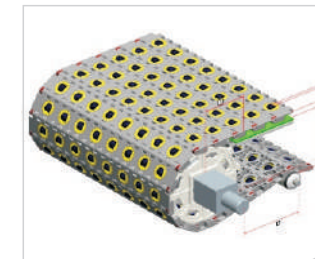
Type 型号: HS-502ZS
Pitch 节距: 25MM
Thickness 厚度: 14.2MM
Open area 开孔率: 0%



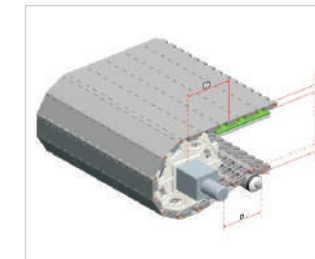
Type 型号: HS-703B-N
Pitch 节距: 27.2MM
Thickness 厚度: 13.2MM
Open area 开孔率: 38%




Type 型号: HS-750RC
Pitch 节距: 7.5MM
Thickness 厚度: 5.5MM
Open area 开孔率: 0%



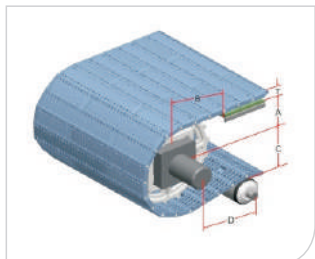
Type 型号: HS-800-1C
Pitch 节距: 50.8MM
Thickness 厚度: 18MM
Open area 开孔率: 0%



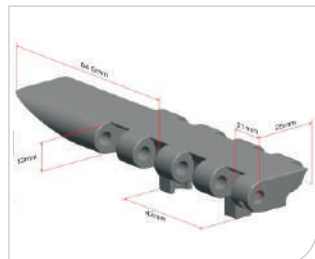
Type 型号: HS-900A
Pitch 节距: 50.8MM
Thickness 厚度: 14MM
Open area 开孔率: 0%



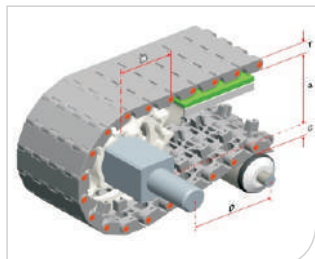
Type 型号: HS-502A-HD
Pitch 节距: 25.4MM
Thickness 厚度: 8.8MM
Open area 开孔率: 0%



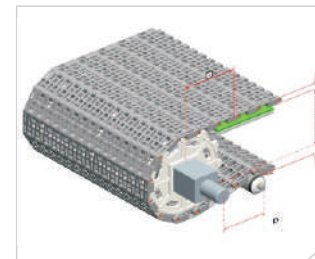
Type 型号: HS-502A-HD-D
Pitch 节距: 25.4MM
Thickness 厚度: 8.4MM
Open area 开孔率: 0%



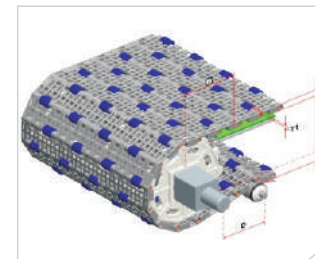
Type 型号: HS-502A-127.5FB
Pitch 节距: 25MM
Thickness 厚度: 13MM
Open area 开孔率: 0%



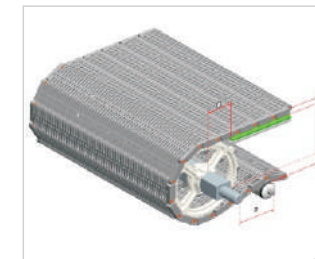
Type 型号: HS-502A-83GB
Pitch 节距: 25MM
Thickness 厚度: 13MM
Open area 开孔率: 0%




Type 型号: HS-900B
Pitch 节距: 50.8MM
Thickness 厚度: 14MM
Open area 开孔率: 34%



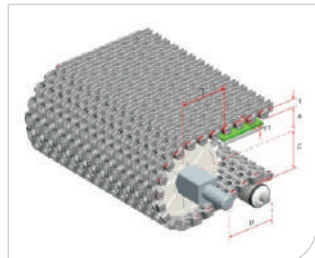
Type 型号: HS-900C
Pitch 节距: 50.8MM
Thickness 厚度: 17MM
Open area 开孔率: 34%



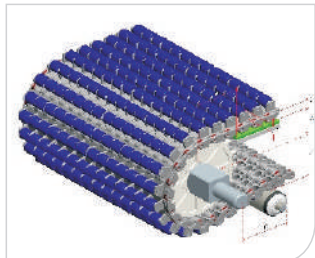
Type 型号: HS-901B
Pitch 节距: 50.8MM
Thickness 厚度: 16MM
Open area 开孔率: 18%



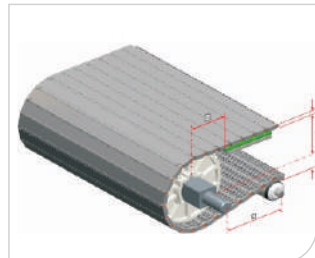
Type 型号: HS-900B-HD
Pitch 节距: 50.8MM
Thickness 厚度: 16MM
Open area 开孔率: 32%



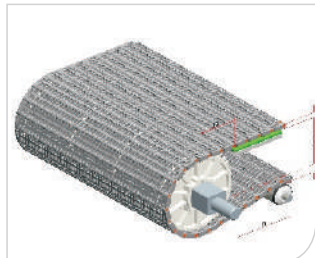
Type 型号: HS-600B
Pitch 节距: 25.4MM
Thickness 厚度: 18MM
Open area 开孔率: 40%




Type 型号: HS-600C
Pitch 节距: 25.4MM
Thickness 厚度: 32MM
Open area 开孔率: 0%




Type 型号: HS-700A
Pitch 节距: 27.2MM
Thickness 厚度: 8.7MM
Open area 开孔率: 0%



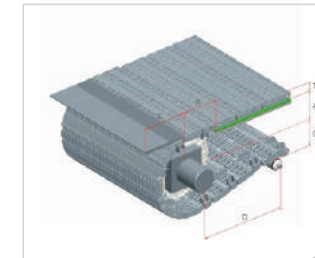
Type 型号: HS-700B
Pitch 节距: 27.2MM
Thickness 厚度: 8.7MM
Open area 开孔率: 38%



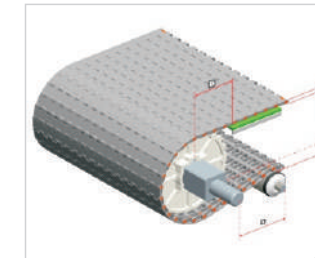
Type 型号: HS-902B
Pitch 节距: 50.8MM
Thickness 厚度: 16MM
Open area 开孔率: 23%



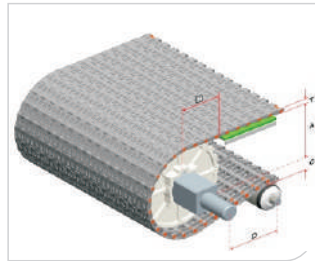
Type 型号: HS-901D
Pitch 节距: 50.8MM
Thickness 厚度: 25.5MM
Open area 开孔率: 36%



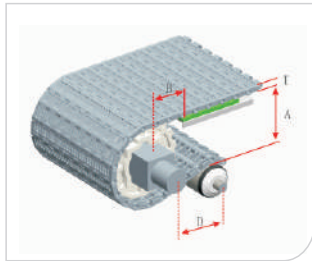
Type 型号: HS-901D-HD
Pitch 节距: 50.8MM
Thickness 厚度: 24MM
Open area 开孔率: 27%




Type 型号: HS-1000A
Pitch 节距: 19MM
Thickness 厚度: 8.5MM
Open area 开孔率: 0%



Type 型号: HS-1000B
Pitch 节距: 19MM
Thickness 厚度: 8.5MM
Open area 开孔率: 27%




Type 型号: HS-1001B
Pitch 节距: 19MM
Thickness 厚度: 8.5MM
Open area 开孔率: 27%




Type 型号: HS-F1000A
Pitch 节距: 25.4MM
Thickness 厚度: 8.6MM
Open area 开孔率: 0%



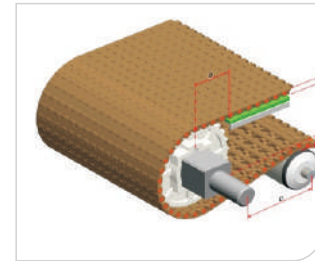
Type 型号: HS-F1000B
Pitch 节距: 25.4MM
Thickness 厚度: 8.6MM
Open area 开孔率: 42%



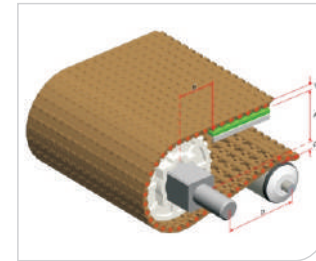
Type 型号: HS-1201B
Pitch 节距: 31.75MM
Thickness 厚度: 12.5MM
Open area 开孔率: 36%



Type 型号: HS-1400B
Pitch 节距: 50.8MM
Thickness 厚度: 14.5MM
Open area 开孔率: 63%




Type 型号: HS-1500A
Pitch 节距: 12.7MM
Thickness 厚度: 8.5MM
Open area 开孔率: 0%




Type 型号: HS-1500A-HD
Pitch 节距: 12.7MM
Thickness 厚度: 10MM
Open area 开孔率: 0%



Type 型号: HS-F1000-85A-GB
Pitch 节距: 25.4MM
Thickness 厚度: 8.6MM
Open area 开孔率: 0%



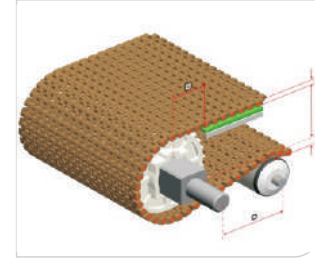
Type 型号: HS-F1000-85A
Pitch 节距: 25.4MM
Thickness 厚度: 8.6MM
Open area 开孔率: 0%




Type 型号: HS-F1000-84B
Pitch 节距: 25.4MM
Thickness 厚度: 8.6MM
Open area 开孔率: 42%



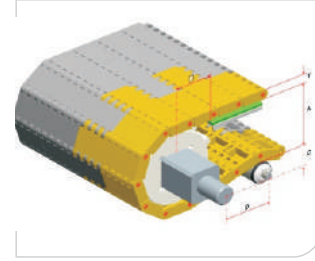
Type 型号: HS-F1000-84B-GB
Pitch 节距: 25.4MM
Thickness 厚度: 8.6MM
Open area 开孔率: 42%



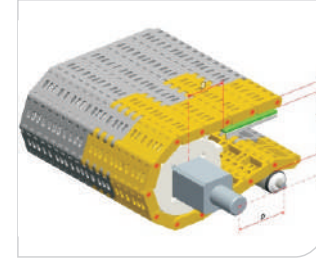
Type 型号: HS-1500B
Pitch 节距: 12.7MM
Thickness 厚度: 8.5MM
Open area 开孔率: 19%




Type 型号: HS-1500B-N
Pitch 节距: 12.7MM
Thickness 厚度: 6.4MM
Open area 开孔率: 53%




Type 型号: HS-1600A
Pitch 节距: 50.8MM
Thickness 厚度: 20MM
Open area 开孔率: 0%



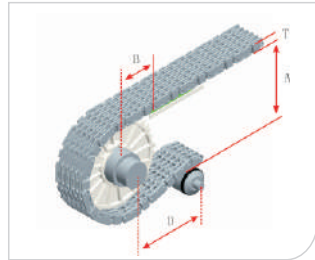
Type 型号: HS-1600B
Pitch 节距: 50.8MM
Thickness 厚度: 20MM
Open area 开孔率: 11%



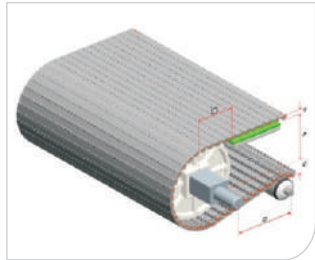
Type 型号: HS-F1000-85AB-GB
Pitch 节距: 25.4MM
Thickness 厚度: 8.6MM
Open area 开孔率: 1%



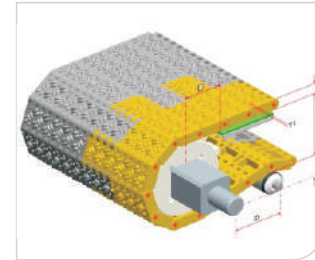
Type 型号: HS-F1000-85A-B
Pitch 节距: 25.4MM
Thickness 厚度: 8.6MM
Open area 开孔率: 1%



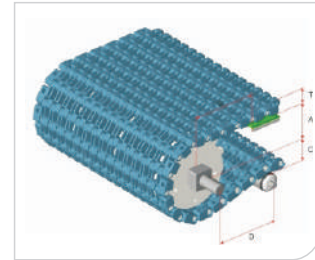
Type 型号: HS-F1000-58RR
Pitch 节距: 25.4MM
Thickness 厚度: 14.2MM
Open area 开孔率: 42%



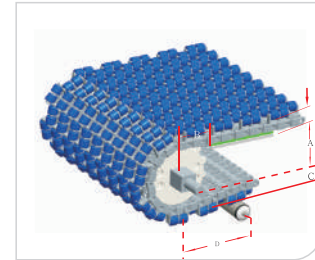
Type 型号: HS-1100A
Pitch 节距: 15.2MM
Thickness 厚度: 9MM
Open area 开孔率: 0%



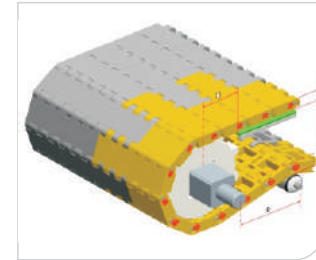
Type 型号: HS-1600D
Pitch 节距: 50.8MM
Thickness 厚度: 23MM
Open area 开孔率: 0%




Type 型号: HS-1700B
Pitch 节距: 38.1MM
Thickness 厚度: 18.9MM
Open area 开孔率: 37%



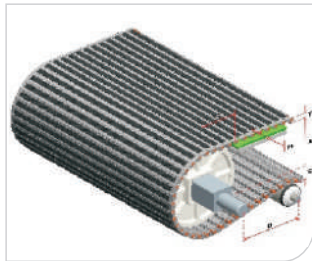
Type 型号: HS-1700C
Pitch 节距: 38.1MM
Thickness 厚度: 47.6MM
Open area 开孔率: 26%



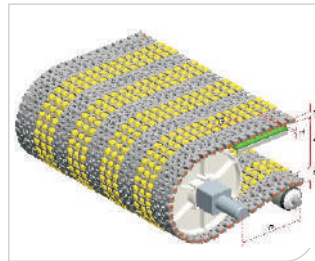
Type 型号: HS-1800A
Pitch 节距: 63.5MM
Thickness 厚度: 25MM
Open area 开孔率: 0%



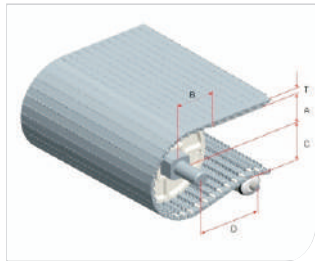
Type 型号: HS-1100B
Pitch 节距: 15.2MM
Thickness 厚度: 9MM
Open area 开孔率: 30%



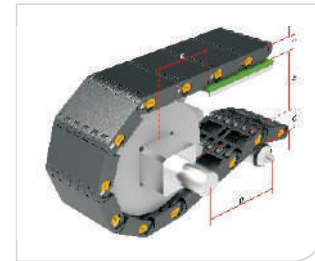
Type 型号: HS-1100EL
Pitch 节距: 15.2MM
Thickness 厚度: 10.5MM
Open area 开孔率: 0%



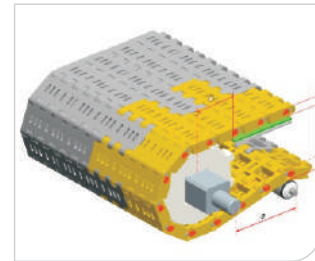
Type 型号: HS-1100C
Pitch 节距: 15.5MM
Thickness 厚度: 11.5MM
Open area 开孔率: 10%



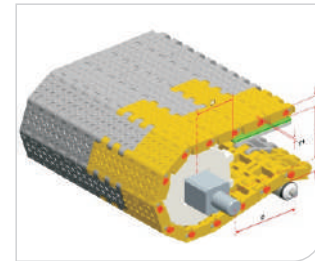
Type 型号: HS-1100A-N
Pitch 节距: 15.2MM
Thickness 厚度: 8.7MM
Open area 开孔率: 0%



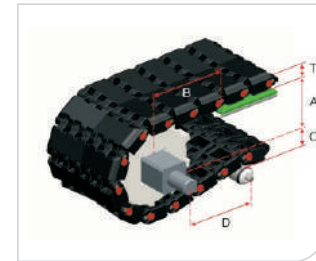
Type 型号: HS-1800A-100
Pitch 节距: 63.5MM
Thickness 厚度: 25MM
Open area 开孔率: 0%



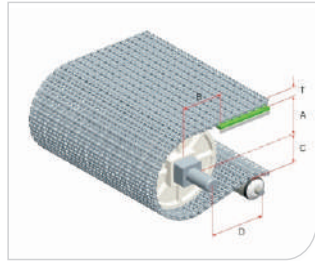
Type 型号: HS-1800B
Pitch 节距: 63.5MM
Thickness 厚度: 25MM
Open area 开孔率: 10%



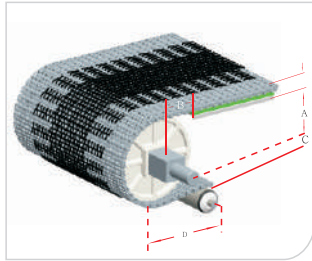
Type 型号: HS-1800D
Pitch 节距: 63.5MM
Thickness 厚度: 26.5MM
Open area 开孔率: 0%



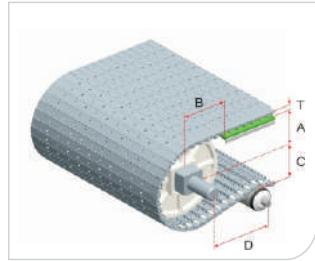
Type 型号: HS-1800E
Pitch 节距: 63.5MM
Thickness 厚度: 32MM
Open area 开孔率: 0%



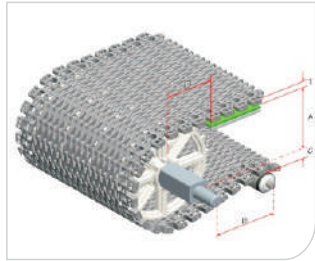
Type 型号: HS-1100B-N
Pitch 节距: 15.2MM
Thickness 厚度: 8.7MM
Open area 开孔率: 28%




Type 型号: HS-1100B-N-EL
Pitch 节距: 15.2MM
Thickness 厚度: 10.9MM
Open area 开孔率: 28%




Type 型号: HS-1100AB-N
Pitch 节距: 15.2MM
Thickness 厚度: 8.7MM
Open area 开孔率: 3%



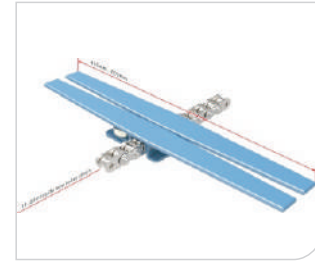
Type 型号: HS-1200B
Pitch 节距: 31.75MM
Thickness 厚度: 12MM
Open area 开孔率: 40%




Type 型号: HS-1900B
Pitch 节距: 50.8MM
Thickness 厚度: 15.2MM
Open area 开孔率: 55%




Type 型号: HS-2000A
Pitch 节距: --
Thickness 厚度: 10MM
Open area 开孔率: 0%




Type 型号: HS-2200A
Pitch 节距: 19.05MM
Thickness 厚度: --
Open area 开孔率: --




Type 型号: HS-2200A-EL
Pitch 节距: 19.05MM
Thickness 厚度: --
Open area 开孔率: --



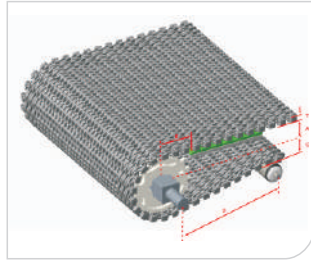
Type 型号 : HS-2200B1
Pitch 节距 : 19.05MM
Thickness 厚度 : --
Open area 开孔率 : --




Type 型号 : HS-2200B2
Pitch 节距 : 19.05MM
Thickness 厚度 : --
Open area 开孔率 : 15%



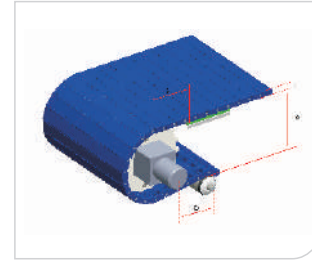
Type 型号 : HS-2200B2-EL
Pitch 节距 : 19.05MM
Thickness 厚度 : --
Open area 开孔率 : --



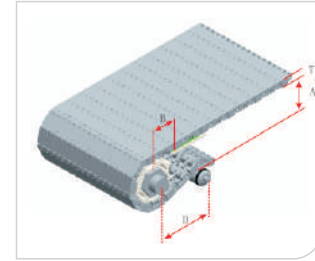
Type 型号 : HS-2400B
Pitch 节距 : 25.4MM
Thickness 厚度 : 12.7MM
Open area 开孔率 : 42%



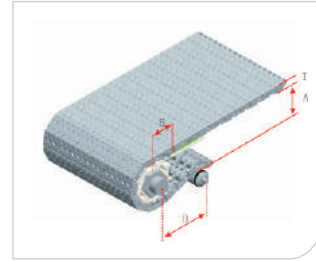
Type 型号 : HS-4000B
Pitch 节距 : 5.0MM
Thickness 厚度 : 6.5MM
Open area 开孔率 : 8%



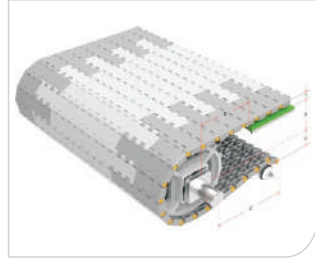
Type 型号 : HS-4800A
Pitch 节距 : 25.4MM
Thickness 厚度 : 12.5MM
Open area 开孔率 : 0%




Type 型号 : HS-6800A
Pitch 节距 : 38.1MM
Thickness 厚度 : 19MM
Open area 开孔率 : 0%




Type 型号 : HS-6800D
Pitch 节距 : 38.1MM
Thickness 厚度 : 20.4MM
Open area 开孔率 : 0%




Type 型号 : HS-2500A
Pitch 节距 : 25.4MM
Thickness 厚度 : 10MM
Open area 开孔率 : 0%



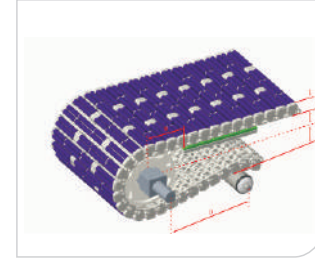
Type 型号 : HS-2500B
Pitch 节距 : 25.4MM
Thickness 厚度 : 10MM
Open area 开孔率 : 31.7%



Type 型号 : HS-2500D
Pitch 节距 : 25.4MM
Thickness 厚度 : 16.1MM
Open area 开孔率 : 39.2%



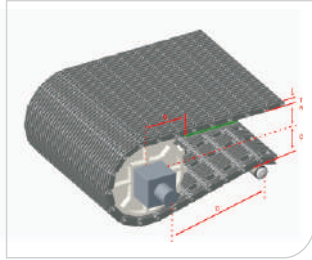
Type 型号 : HS-2500E
Pitch 节距 : 25.4MM
Thickness 厚度 : 13MM
Open area 开孔率 : 0%



Type 型号 : HS-LBP1005
Pitch 节距 : 25.4MM
Thickness 厚度 : 25.6MM
Open area 开孔率 : 0%




Type 型号 : HS-2600B
Pitch 节距 : 25MM
Thickness 厚度 : 11MM
Open area 开孔率 : 44%



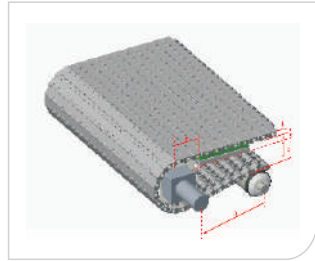
Type 型号 : HS-2700D
Pitch 节距 : 57.15MM
Thickness 厚度 : 24.8MM
Open area 开孔率 : 22.3%



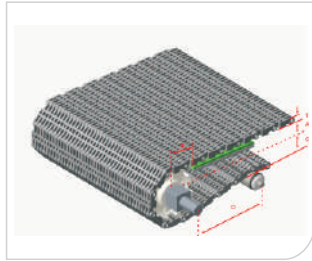
Type 型号 : HS-2800C
Pitch 节距 : 25MM
Thickness 厚度 : 12.7MM
Open area 开孔率 : 0%




Type 型号 : HS-3000B
Pitch 节距 : 25.4MM
Thickness 厚度 : 9.8MM
Open area 开孔率 : 25%



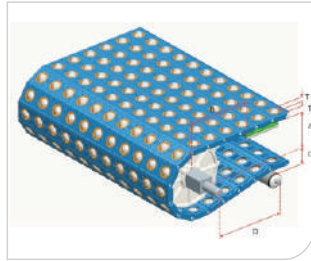
Type 型号 : HS-3200A
Pitch 节距 : 15.2MM
Thickness 厚度 : 8.8MM
Open area 开孔率 : 0%



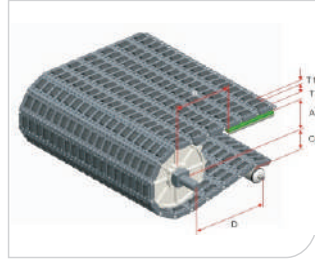
Type 型号 : HS-3600B
Pitch 节距 : 50MM
Thickness 厚度 : 16MM
Open area 开孔率 : 27%



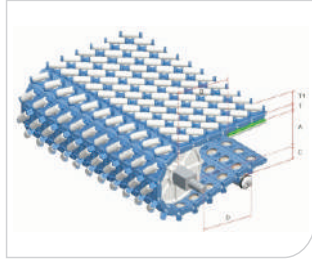
Type 型号 : HS-3800-1C
Pitch 节距 : 50.8MM
Thickness 厚度 : 20.7MM
Open area 开孔率 : 5%



Type 型号 : HS-3800-2C
Pitch 节距 : 50.8MM
Thickness 厚度 : 19.5MM
Open area 开孔率 : 15%




Type 型号 : HS-3800-3C
Pitch 节距 : 50.8MM
Thickness 厚度 : 19MM
Open area 开孔率 : 3%



Type 型号 : HS3800-4C
Pitch 节距 : 50.8MM
Thickness 厚度 : 38.5MM
Open area 开孔率 : 0%













Type 型号 : HS-3900C
Pitch 节距 : 50.8MM
Thickness 厚度 : 20MM
Open area 开孔率 : 14%














Type 型号 : HS-4000A
Pitch 节距 : 5.0MM
Thickness 厚度 : 4.0MM
Open area 开孔率 : 0%

HONG'S BELT 模组网带产品配件表
HONGBELT Modular Conveyor Belt Accessories List

名称 Item	图片 Photos	型号 Belt Series																																	
		100系列 100 Series	101系列 101 Series	102系列 102 Series	100A-HD系列 100A-HD Series	100B-HD系列 100B-HD Series	100A-HD-N系列 100A-HD-N Series	100B-HD-N系列 100B-HD-N Series	103B-HD-N系列 103B-HD-N Series	200系列 200 Series	201系列 201 Series	200-HD系列 200-HD Series	300系列 300 Series	300B-HD系列 300B-HD Series	400系列 400 Series	500B系列 500B Series	501系列 501 Series	502系列 502 Series	502A-HD系列 502A-HD Series	600系列 600 Series	700系列 700 Series	701系列 701 Series	700-N系列 700-N Series	700D-N系列 700D-N Series	750系列 750 Series	800系列 800 Series	900系列 900 Series	900B-HD系列 900B-HD Series	901B系列 901B Series	901D系列 901D Series	901D-HD系列 901D-HD Series	902B系列 902B Series			
齿轮 Sprocket		6T 8T 9T 10T 12T 16T	6T 8T 10T 12T 6T-N 8T-N 10T-N 12T-N					7T 8T 10T 12T 16T 20T	18T	8T 10T 12T 16T 20T	8T 12T	8T 12T 24T	12T 18T 24T 12T-2R 15T-2R 18T-2R 21T-2R 24T-2R	10T 12T 15T 18T 12T-Split 15T-Split 18T-Split 19T-Split 24T-Split	12T 18T 24T 12T-2R 15T-2R 18T-2R 21T-2R 24T-2R	6T 9T 10T 12T 18T 20T 24T 20T-Split	18T	6T 9T 12T	8T 9T 10T 12T	6T 8T 10T 12T 16T 17T 8T-Split	16T	7T 8T 9T 10T													
挡板 Cleats		25 50 75 100 150	25 40 50 75 100 150	25 50 75 100	25 50 75 100 150					25 50 75	25 50 75	50 75	50	10 25 75 100	4.5 25 50 75	12 20 21	50 75 150	17	50 75 100	75 124.5	75														
		50																																	
		75 100 150	150	76.2 101.6 152.4					75																										
裙边 Side Wall		35 60 85 110 160	60 85 110	35 60 85 110 160					35 60 85	35 60	25	25	35 50 85	35 50 85												35 60 85 110 160						60 85 110			
推进器 Pusher													Yes																						
梳子过渡板 Finger Plate																			Yes	Yes	Yes									Yes	Yes				
转弯托条 Wear Strips for Curved Conveyor												U1-U6 T0-T5	U1-U6 T0-T5	U1-U6 T0-T5																					
表面覆盖EL Rubber Cover		Yes			Yes				Yes			Yes	Yes	Yes	Yes					Yes	Yes														
滚珠带 Roller Belt		Yes			Yes				Yes			Yes	Yes	Yes	Yes	Yes			Yes							Yes	Yes								

HONG'S BELT 模组网带产品配件表
HONGSBELT Modular Conveyor Belt Accessories List

名称 Item	图片 Photos	型号 Belt Series																																		
		1000系列 1000 Series	1100系列 1100 Series	1100-N系列 1100-N Series	1100C系列 1100C Series	1200系列 1200 Series	1201系列 1201 Series	1400系列 1400 Series	1500系列 1500 Series	1500B-N系列 1500B-N Series	1600系列 1600 Series	1700系列 1700 Series	1800系列 1800 Series	1900系列 1900 Series	2000系列 2000 Series	2200系列 2200 Series	2400系列 2400 Series	2500系列 2500 Series	2500D系列 2500D Series	2600系列 2600 Series	2700系列 2700 Series	2800系列 2800 Series	3000系列 3000 Series	3200系列 3200 Series	3600系列 3600 Series	3800系列 3800 Series	3900系列 3900 Series	4000系列 4000 Series	4800系列 4800 Series	6800系列 6800 Series	F1000系列 F1000 Series	F1000-58RR系列 F1000-58RR Series				
齿轮 Sprocket		7T 10T 17T 24T	12T 16T 24T 32T 18T-2R 20T-2R 26T-2R 32T-2R		12T 16T 24T 32T 24T-N	12T 16T	10T 13T 16T	13T	10T 19T 24T 28T	10T 12T 14T 17T 19T 24T 36T	12T 15T 18T	14T-Split 22T-Split	10T 13T 15T	8T	No.1-18	12T 18T 24T	10T-2R 12T-2R 15T-2R 18T-2R 20T-2R 20T-2R-Split		9T 11T 13T 15T	16T 18T	20T	16T	8T	6T 8T 10T 12T 16T 17T 8T-Split	6T 8T 10T 12T 16T 17T 8T-Split	44T-Split	19T-Split	10T	12T-2R 18T-2R 20T-2R							
挡板 Cleats		50 75 150	25 50	50.8						25		75																								
																																				
																																				
																																				
裙边 Side Wall																		35 60 85																		
推进器 Pusher													Yes																							
梳子过渡板 Finger Plate																			Yes		Yes													Yes		
转弯托条 Wear Strips for Curved Conveyor						U1-U6 T0-T5	U1-U6 T0-T5	U1-U6 T0-T5						U1-U6 T0-T5	U1-U6 T0-T5	U1-U6 T0-T5	U1-U6 T0-T5																			
表面覆盖EL Rubber Cover			Yes	Yes											Yes																					
滚珠带 Roller Belt					Yes						Yes											Yes				Yes	Yes									